

# 2024

---

## Orangevale-Fair Oaks

# COMMUNITY

# NEEDS


# ASSESSMENT



☎ 916-238-8868

✉ info@ovfocf.org

🌐 www.ovfocf.org



# A NOTE FROM OUR LEADERSHIP

---



At the Orangevale-Fair Oaks Community Foundation (OVFOCF) we partner with those who give of their time, talent, and treasure to enrich the quality of life and strengthen our community for this and future generations. In this role, we see our responsibility in the Orangevale and Fair Oaks community as threefold:

First, we are committed to providing programs that gather and grow our community so that everyone can FLOURISH! This includes building relationships with business leaders, nonprofits, donors, and volunteers throughout our community, to ensure we are providing programs that meet the needs of our community.

Second, we focus on broad, flexible, donor gifts and grants. Our staff and board are dedicated to understanding the evolving needs of the community to effectively re-direct charitable dollars. Our grant and donor focus may be proactive or responsive in nature but are certainly more effective if made from a place of understanding and knowledge.

Third, we take pride in our role as a community leader. There are many ways to play a leadership role including acting as a convener, effectively guiding resources to the areas of greatest need or opportunity, and educating the public on issues that are of most concern to them.

With this in mind, the OVFOCF committed to leading a unique assessment of our community through the 2024 Orangevale-Fair Oaks Community Needs Assessment. Our goal is to identify and prioritize the needs and assets in Orangevale and Fair Oaks, parts of an often-overlooked and underfunded area of unincorporated Sacramento County. We aim to unite organizations and resources and create solutions that deliver significant and lasting results.

It is our hope that the information collected through the 2024 Community Needs Assessment will allow our community's decision-makers to come together and create data-informed solutions to the needs of our community, foster collaboration among agencies and sectors, and improve the overall well-being and quality of life for the residents of Orangevale and Fair Oaks.

Sincerely,

Brad Squires  
Founder/Executive Director OVFOCF

# EXECUTIVE SUMMARY

---

In 2024, the Orangevale-Fair Oaks Community Foundation (OVFOCF) committed to leading a unique Community Needs Assessment to identify and prioritize needs and assets in the unincorporated territories of Orangevale and Fair Oaks, unite organizations and resources, and create solutions that produce significant and lasting results. In planning the Community Needs Assessment, OVFOCF deliberately sought broad and inclusive input from various stakeholders and residents throughout Orangevale and Fair Oaks.

OVFOCF plays a vital role as a community convener and plans to bring community leaders together in the following months to use the data collected in the Community Needs Assessment to address the community's most pressing issues.

Ultimately, we want to educate the public about the issues that are most important to their neighbors, empowering local agencies and organizations to make data-informed decisions as they serve those same families and individuals.

OVFOCF administered a Fair Oaks and Orangevale wide survey as part of the 6-month Community Needs Assessment process.

Our survey results revealed the following top-reported areas of concern:


1. Lack of Affordable Housing and/or Diverse Housing Options and Resources (51%)
2. Addiction and Illegal Drug Use (41%)
3. Inadequate Transportation System and Resources (38%)
4. Inadequate Job Opportunities to Make a Living Wage (32%)
5. Food Insecurity (31%)

Other areas of need highly reported include inadequate mental health treatment options and resources, lack of knowledge or understanding of existing community resources, and inadequate safe public spaces for youth outside of schools.

Community assets most frequently identified as "very important" to survey respondents include the following:


1. Healthy and Strong Families (73%)
2. Access to Quality Healthcare Options (71%)
3. Strong K-12 Education Systems (65%)
4. Community Unity and Trust (62%)
5. Welcoming and Inclusive Community (60%)
6. Adequate Job Opportunities to Make a Living Wage (59%) / Elderly Care Options (59%) / Access to Mental Health Treatment & Resources (59%)

OVFOCF still has more to learn as we move forward from our 2024 Community Needs Assessment. We hope to continue this work alongside our partners and are committed to investing in sustainable solutions to address our communities' priorities, improving the quality of life and building a brighter future where everyone can FLOURISH in Orangevale and Fair Oaks.



# ASSESSMENT PROCESS

---



To begin the 6 month-long process of the 2024 Community Needs Assessment, our team identified other community surveys that had recently implemented similar assessments and studied successful parts of their efforts.

The OVFOCF Board of Directors was also instrumental in identifying the goals for the assessment. With their guidance, our team created an implementation plan which included measurable goals for the assessment process.

Within that implementation plan, OVFOCF developed a four-phase approach to the assessment.

In Phase 1, we introduced the community survey concept to community leaders and key stakeholders.

In Phase 2, we used what we heard in Phase 1 to develop and administer a public survey to identify the top issues and assets in the Orangevale and Fair Oaks communities.


In Phase 3, we facilitated a Foundation Team Feedback session. We examined the survey data, identified opportunities for growth within our organization, and aligned the findings with our program experiences. This process helped us uncover deeper community challenges and refine our focus on the most pressing needs.

*Each phase of the Community Needs Assessment provided a different perspective on the existing resources and the most pressing concerns of the Fair Oaks and Orangevale communities.*

In Phase 4, the final phase, we committed to transparently sharing our findings with the community, local leaders, and organizations. We are publishing this final report to communicate the assessment results, foster collaboration, and inspire collective action toward addressing community needs.



# PHASE 1 COMMUNITY LEADER INPUT



For Phase 1 of the Community Needs Assessment, OVFOCF staff and board met with members of the community who represented a variety of industries and backgrounds. Efforts to gain broad and inclusive insight remained a cornerstone of each phase of the assessment beginning with identifying community leaders who could help give feedback to the survey questions and then help get the survey into the community. OVFOCF sought to gather diverse perspectives and ensured that all reasonable efforts were made to be as inclusive as possible in the data collection process.

The participants in Phase 1 represented education, small business, agriculture, healthcare, religion, youth and more.

The issues we heard most frequently from these were related to housing, food insecurity, mental health and addiction, and support services.



**HOUSING**



**FOOD  
INSECURITY**




**MENTAL  
HEALTH &  
ADDICTION**



**SUPPORT  
SERVICES**

# PHASE 2 PUBLIC SURVEY EXECUTION



While developing the goals for Phase 3, we analyzed response rates from other recent community surveys and determined that at least 400 responses were needed for statistically reliable results. Over an eight-week period, OVFOCF collected 533 responses, achieving 96% accuracy with a 4% margin of error.


The public survey was primarily distributed online via Survey Monkey, chosen for its accessibility, affordability, and ease of use. To maximize outreach, we leveraged multiple channels, including social media, digital advertising, partnerships with community organizations, printed ads, community events, and manual paper distribution at the Food Bank.

## Key Highlights

- **Diverse Feedback:** 35% of responses were completed by Food Bank clientele, ensuring representation from a range of financial and demographic backgrounds. This also provided valuable insights into the Food Bank's operations.
- **Online Engagement:** 65% of responses came through the Survey Monkey URL link, demonstrating strong engagement via digital platforms.



# SURVEY DEVELOPMENT



Survey questions were developed using a peer organization's needs assessment and informed by the data collected in Phase 1. OVFOCF then invited a select group of community and staff members to test the survey before its public launch and made minor adjustments based on their feedback.

Goals for survey efficacy were determined based on publicly available data from recent US Census reports. These data points were used to determine the sample size for each demographic area which would allow us to confidently report the data collected.

These benchmark data points included total area population, age, median annual household income, and more.

## ORANGEVALE



**32,688** POPULATION  
**12,339** HOUSEHOLDS



**43** MEDIAN AGE  
**21%** 65+ YEARS OLD



**12,877** HOUSING UNITS  
**76.4%** HOMEOWNERSHIP RATE



**93.9%** ADULTS HAVE H.S. DIPLOMA/EQUIVALENT OR HIGHER  
**29.5%** HAVE 4-YEAR DEGREE OR HIGHER



**\$93,613** MEDIAN ANNUAL INCOME  
**59.1%** EMPLOYMENT RATE



**8.8%** RESIDENTS LIVING IN POVERTY

## FAIR OAKS



**34,514** POPULATION  
**12,946** HOUSEHOLDS



**47** MEDIAN AGE  
**25.5%** 65+ YEARS OLD



**13,958** HOUSING UNITS  
**70%** HOMEOWNERSHIP RATE



**96.4%** ADULTS HAVE H.S. DIPLOMA/EQUIVALENT OR HIGHER  
**46.4%** HAVE 4-YEAR DEGREE OR HIGHER



**\$111,332** MEDIAN ANNUAL INCOME  
**57.6%** EMPLOYMENT RATE



**8.3%** RESIDENTS LIVING IN POVERTY

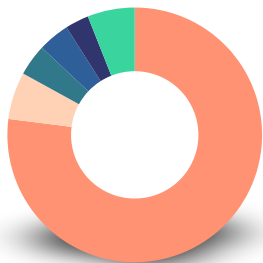
# RESPONDENT DEMOGRAPHICS

## KEY HIGHLIGHTS

- **Long-Term Residents:** 88% have lived in Orangevale/Fair Oaks for over 10 years
- **Age Distribution:** Majority aged 55+

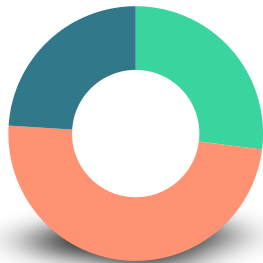
## HOUSEHOLD COMPOSITION

- 59% with **no children under 18**
- Most households have **1-2 members**



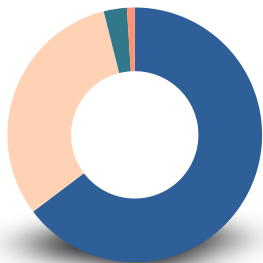
### ETHNICITY

- White: 77%
- Prefer Not to Answer: 6%
- Asian or Asian American: 4%
- Hispanic or Latino: 4%
- Black or African American: 3%
- Another Race: 6%



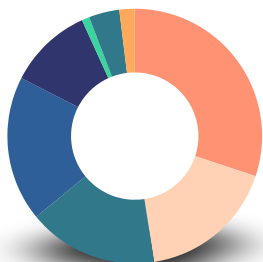
### ANNUAL HOUSEHOLD INCOME

- Above \$60,000: 27%
- Below \$60,000: 49%
- Prefer Not to Answer: 24%



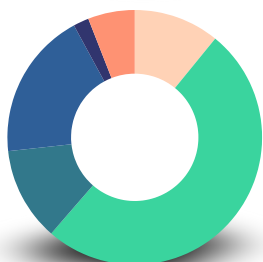
### GENDER IDENTITY

- Female: 66%
- Male: 32%
- Prefer Not to Answer: 3%
- Nonbinary: .9%



### AGE

- 65+: 31%
- 55-64: 18%
- 45-54: 17%
- 35-44: 19%
- 25-34: 11%
- 18-24: 1%
- Under 18: 4%
- Prefer Not to Answer: 2%



### YEARS LIVING IN OVFO:

- Born & Raised Here: 11%
- More Than 10 Years: 51%
- 6-10 years: 12%
- 1-5 years: 19%
- Less than 1 year: 2%
- I don't live in OVFO: 6%

*“What do you do in Orangevale & Fair Oaks?”*

**57%**  
LIVE

**27%**  
WORK

**21%**  
ATTEND  
SCHOOL

**36%**  
SHOP & DINE

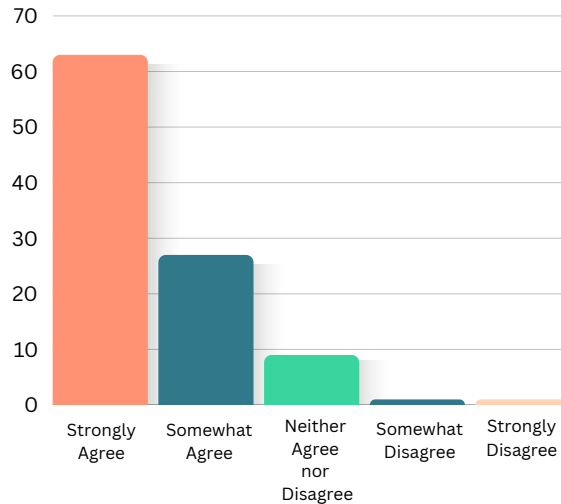
**15%**  
VOLUNTEER



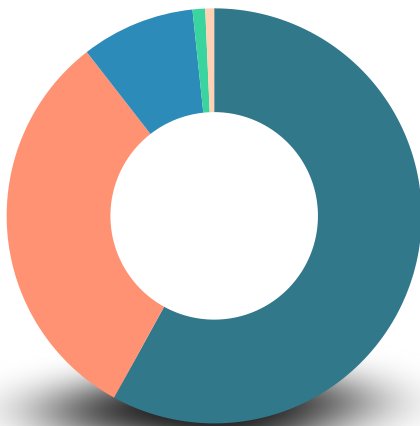
# COMMUNITY ENGAGEMENT

“I feel connected to Orangevale/Fair Oaks.”

**63%**  
**STRONGLY AGREE**



“I am willing to actively engage in making Orangevale/Fair Oaks a better place.”



- Strongly Agree: 59%
- Somewhat Agree: 32%
- Neither agree nor disagree: 9%
- Somewhat Disagree: 1%
- Strongly Disagree: .7%

**59%**  
**STRONGLY AGREE**

“I CURRENTLY donate time or money to any local Orangevale or Fair Oaks organizations.”

**38%** **STRONGLY AGREE**



# COMMUNITY ASSETS

AT A GLANCE

“Please tell us how important each of the following community assets are to you.”

**95.6%** Healthy and Strong Families


**92.8%** Access to Quality Healthcare

**92.6%** Community Unity and Trust

**88.9%** Adequate Spaces and/or Opportunities for Recreational Activities

**88.7%** Elderly Care Options

# COMMUNITY ASSETS



We asked our 533 respondents to “please tell us how important each of the following community assets are to you.” While “community asset” was not defined for respondents, the question did not ask respondents to identify things that their community is already doing well. It asked them what our community values most.

The top-reported “very important/important” community assets were Healthy and Strong Families (94%), Access to Quality Healthcare (92%), Community Unity and Trust (92%), Adequate Spaces and/or Opportunities for Recreational Activities (88%), Elderly Care Options (88%).

Community Assets Survey	Very Important	Important	Neutral	Somewhat Important	Not At All Important
Healthy and strong families	73%	21%	5%	0.3%	0.7%
Access to quality healthcare options	71%	21%	8%	1%	0.7%
Strong K-12 education systems	65%	21%	12%	1%	1%
Adequate spaces and/or opportunities for recreational activities	58%	30%	12%	1%	0.9%
Welcoming and inclusive community	60%	27%	12%	3%	0.7%
Community unity and trust	62%	30%	9%	0.9%	0.7%
Elderly care options	59%	29%	11%	2%	1%
Strong early childhood education and/or childcare resources	59%	25%	14%	0.2%	0.1%
Adequate job opportunities to make a living wage	59%	27%	13%	0.2%	0.7%
Access to mental health treatment and resources	59%	26%	14%	0.1%	0.2%
Available and reliable workforce	54%	31%	14%	1%	1%
Social offerings and community events	45%	41%	12%	1%	1%
Adequate post-graduation opportunities for young adults	48%	33%	17%	2%	2%
Volunteer and civic opportunities	44%	40%	14%	2%	1%
Access to training or education to get a new or better job	44%	34%	18%	2%	2%
Access to arts and culture	40%	36%	19%	4%	1%

A photograph of a community garden with several people working in the rows. In the foreground, a man in a blue shirt and a straw hat is kneeling and tending to the plants. Behind him, a woman in a pink shirt is sitting on a white bucket, and another man in a blue plaid shirt and a wide-brimmed hat is kneeling. In the background, another person is working. The garden is filled with green leafy plants, and there are dirt paths between the rows. In the far background, there are parked cars and some buildings.

# COMMUNITY ISSUES

AT A GLANCE

“Please select the top 5 issues facing the Orangevale and Fair Oaks community”

**51.2%**

Lack of Affordable and/or Diverse Housing Options and Resources

**41.2%**

Addiction and Illegal Drug Use

**38.4%**

Inadequate Transportation System and Resources


**37.3%**

Lack of Knowledge or Understanding of Existing Community Resources

**32.8%**

Inadequate Job Opportunities to Make a Living Wage

# COMMUNITY ISSUES



We also asked our respondents to “please select the top 5 issues facing the Orangevale and Fair Oaks community” from the list provided. The top-reported issue area is Lack of Affordable and/or Diverse Housing Options and Resources with 51% of respondents including this issue in their top five. This is followed by Addiction and Illegal Drug Use (41%), Inadequate Transportation System and Resources (38%), Lack of Knowledge or Understanding of Existing Community Resources (37%), Inadequate Job Opportunities to Make a Living Wage (32%).

We noted that the three issues immediately following job opportunities were all reported at nearly the same frequency. These include Food Insecurity (31%), Inadequate Mental Health Treatment Options and Resources (30%) Inadequate Safe Public Spaces for Youth Outside of Schools (28%).

Community Issue	Response Rate
Social Isolation	19.88%
Addiction and illegal drug use	41.27%
Inadequate mental health treatment options and resources	30.39%
Inadequate job opportunities to make a living wage	32.08%
Lack of affordable and/or diverse housing options and resources	51.21%
Limited access to quality healthcare options	18.94%
Inadequate safe public spaces for youth outside of schools	28.33%
Food insecurity	31.70%
Inadequate early childhood education and/or childcare resources	10.88%
Lack of knowledge or understanding of existing community resources	37.33%
Inadequate transportation system and resources	38.46%
Effects of adverse childhood experiences and trauma	7.12%
Not enough skilled workers (e.g., trade, soft skills, work ethic)	13.13%
Inadequate availability and accessibility of elder care options	13.50%
Not enough social offerings or community events	15.38%
Lack of access to training or education to get a new or better job	12.57%
Unwelcoming community	7.31%
Lack of community-wide communication vehicles to inform public	13.32%
Limited art and culture options	21.57%
Limited volunteer and civic opportunities	5.44%

# RAISING COMMUNITY VOICES



The top-reported issues vary by demographic groups. While reported issues were similar across income and age levels, each community's biggest concerns varied slightly as seen below.

## UNDER AGE 55 RESPONSES: 269 PEOPLE

### COMMUNITY ENGAGEMENT:

"I feel connected to Orangevale/Fair Oaks"

**59%**  
STRONGLY  
AGREE

"I am willing to actively engage in making Orangevale/Fair Oaks a better place"

**61%**  
STRONGLY  
AGREE

"I CURRENTLY donate time or money to any local Orangevale or Fair Oaks organizations"

**33%**  
STRONGLY  
AGREE

### COMMUNITY ASSETS:

"Please tell us how important each of the following community assets are to you"

**73%** Healthy and Strong Families

**68%** Access to Quality Healthcare

**68%** Strong K-12 Education Systems

**65%** Adequate Job Opportunities to Make a Living Wage

**60%** Strong Early Childhood Education and Resources | Community Unity & Trust

### COMMUNITY ISSUES:

"Please select the top 5 issues facing the Orangevale and Fair Oaks community"

**43%** Lack of Affordable and/or Diverse Housing Options and Resources

**40%** Addiction and Illegal Drug Use

**37%** Lack of Knowledge or Understanding of Existing Community Resources

**36%** Inadequate Job Opportunities to Make a Living Wage

**33%** Inadequate Transportation System and Resources

### FINANCIAL IMPACT:

**71%** Feel they are financially WORSE or the SAME as 2023

**56%** Make less than \$60,000 a year

### COMMUNITY RESOURCES:



Are you or your family looking for more health and wellness programs in Orangevale & Fair Oaks?

- Fitness/Wellness Programs: 51%
- Cooking Classes: 38%
- Nutrition Education: 36%
- Mental Health Counseling: 26%

## FOOD BANK RESPONSES: 190 PEOPLE

### COMMUNITY ENGAGEMENT:

"I feel connected to Orangevale/Fair Oaks"

**65%**  
STRONGLY  
AGREE

"I am willing to actively engage in making Orangevale/Fair Oaks a better place"

**60%**  
STRONGLY  
AGREE

"I CURRENTLY donate time or money to any local Orangevale or Fair Oaks organizations"

**16%**  
STRONGLY  
AGREE

### COMMUNITY ASSETS:

"Please tell us how important each of the following community assets are to you"

**81%** Access to Quality Healthcare

**73%** Healthy and Strong Families

**66%** Access to Mental Health Treatment and Resources

**65%** Adequate Job Opportunities to Make a Living Wage

**64%** Strong Early Childhood Education and Resources | Community Unity & Trust

### COMMUNITY ISSUES:

"Please select the top 5 issues facing the Orangevale and Fair Oaks community"

**47%** Lack of Affordable and/or Diverse Housing Options and Resources

**35%** Addiction and Illegal Drug Use

**35%** Food Insecurity

**31%** Inadequate Job Opportunities to Make a Living Wage

**31%** Lack of Knowledge or Understanding of Existing Community Resources

### FINANCIAL IMPACT:

**75%** Feel they are financially WORSE or the SAME as 2023

**72%** Make less than \$60,000 a year

### COMMUNITY RESOURCES:



Are you or your family looking for more health and wellness programs in Orangevale & Fair Oaks?

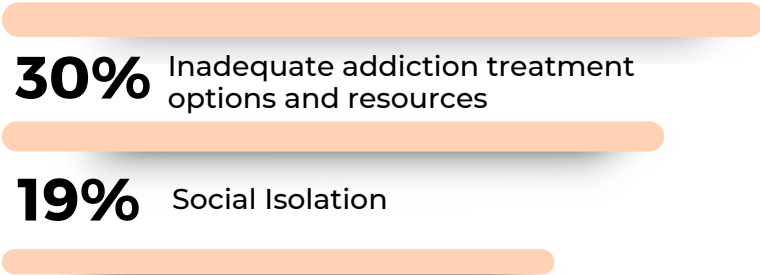
- Fitness/Wellness Programs: 26%
- Cooking Classes: 15%
- Nutrition Education: 13%
- Mental Health Counseling: 13%

# UNPACKING THE ISSUES

Similar to Phase 2, we wanted to learn more about our respondents' most pressing concerns. In Phase 3, we specifically asked about the three categories that caused the most discussion during Phase 1 and 2: Housing, Mental Health, and Public Transportation. Within the issue area of Housing, the biggest concern was a lack of affordable housing and lack of job opportunities to make a living wage; within Mental Health, addiction continues to show up as the most pressing issue; within Employment systems, respondents were most concerned with the inadequate transportation system and resources.

## MENTAL HEALTH & ADDICTION

**41%** Addiction and illegal drug use



A horizontal bar chart with three bars of varying lengths, colored in a light orange shade. The bars represent the percentages of respondents who cited addiction and illegal drug use (41%), inadequate addiction treatment options and resources (30%), and social isolation (19%) as their most pressing concerns.

Issue	Percentage
Addiction and illegal drug use	41%
Inadequate addiction treatment options and resources	30%
Social Isolation	19%

**30%** Inadequate addiction treatment options and resources

**19%** Social Isolation

## COMMUNITY RESOURCES

**51%** Lack of affordable and/or diverse housing options and resources



A horizontal bar chart with three bars of varying lengths, colored in a dark teal shade. The bars represent the percentages of respondents who cited lack of affordable and/or diverse housing options and resources (51%), food insecurity (31%), and inadequate safe public spaces for youth outside of schools (28%) as their most pressing concerns.

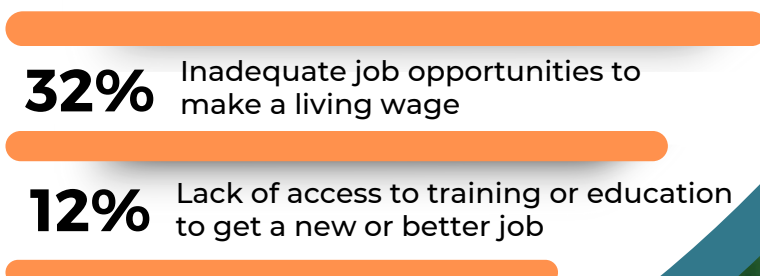
Issue	Percentage
Lack of affordable and/or diverse housing options and resources	51%
Food insecurity	31%
Inadequate safe public spaces for youth outside of schools	28%

**31%** Food insecurity

**28%** Inadequate safe public spaces for youth outside of schools

## EMPLOYMENT SYSTEMS

**38%** Inadequate transportation system and resources

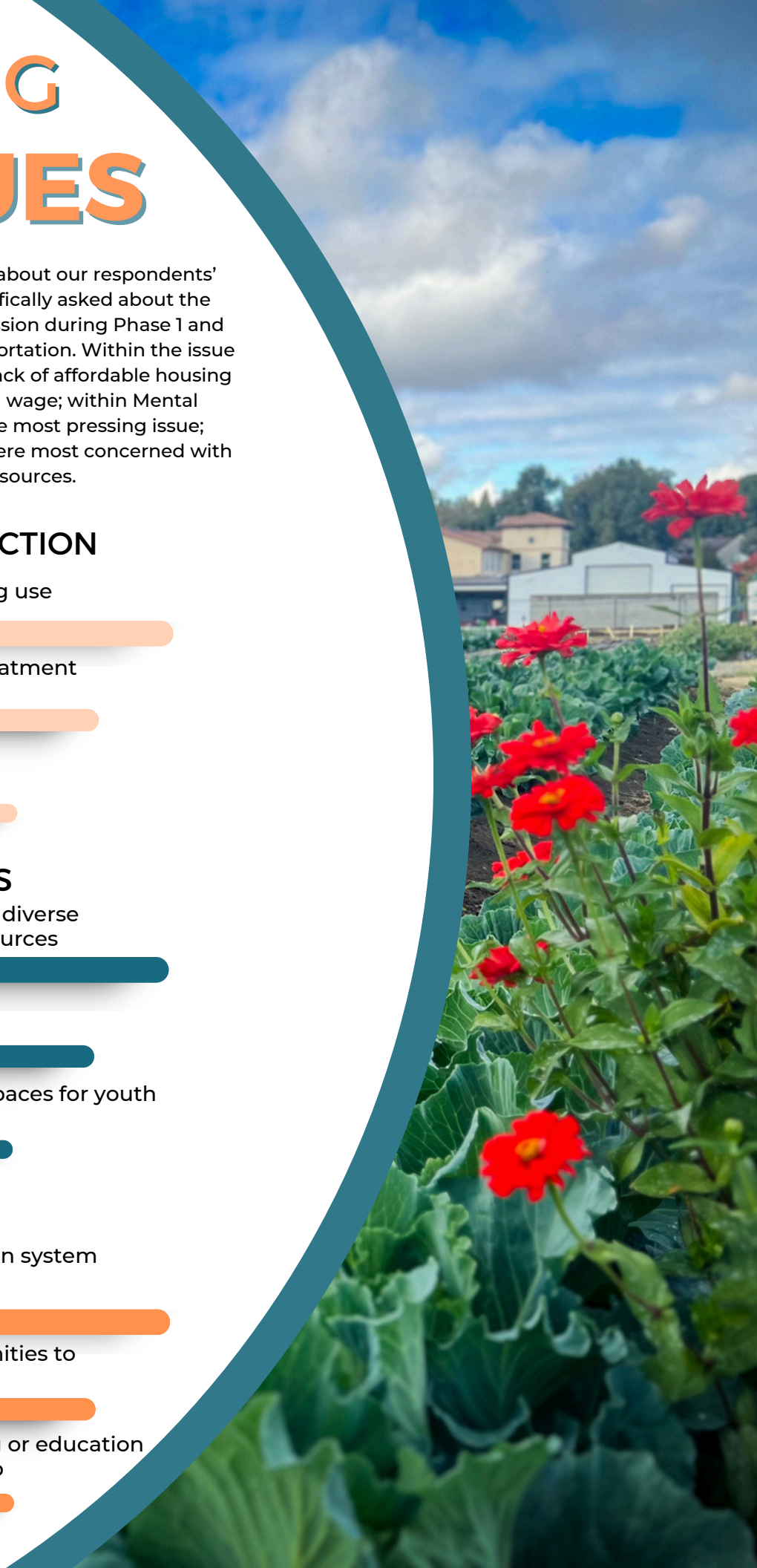


A horizontal bar chart with three bars of varying lengths, colored in a light orange shade. The bars represent the percentages of respondents who cited inadequate transportation system and resources (38%), inadequate job opportunities to make a living wage (32%), and lack of access to training or education to get a new or better job (12%) as their most pressing concerns.


Issue	Percentage
Inadequate transportation system and resources	38%
Inadequate job opportunities to make a living wage	32%
Lack of access to training or education to get a new or better job	12%

**32%** Inadequate job opportunities to make a living wage

**12%** Lack of access to training or education to get a new or better job



# KEY FINDINGS



To better understand the most pressing concerns of our respondents, we asked a series of targeted questions addressing critical issues within the community. The feedback highlighted key areas of concern, including housing, food insecurity, mental health, addiction, and care services. These findings provide valuable insights into the challenges faced by our community.

## COMMON THEMES:



### BASIC NEEDS SUPPORT

Housing, Healthcare, and Food Security are central concerns.



### HEALTH AND WELLNESS

Fitness and nutrition education are key interests.



### MENTAL HEALTH RESOURCES

Strong demand for Counseling and Substance Abuse Programs.



### YOUTH AND ELDER CARE

Participants flagged a lack of safe public spaces for youth and elder care services.



### COMMUNITY UNITY

Residents value community connection and opportunities for civic involvement.





# KEY FINDINGS

## OPPORTUNITIES FOR IMPROVEMENT



### EXPAND HEALTH AND WELLNESS PROGRAMS

Develop initiatives like fitness classes, nutrition workshops, and mental health counseling.



### HOUSING ADVOCACY

Work with partners to improve access to affordable housing.



### JOB TRAINING AND EDUCATION

Introduce skill-building workshops and resources for better employment opportunities.



### COMMUNITY EVENTS

Foster social offerings to address isolation and build trust.



### YOUTH AND ELDER SUPPORT

Enhance facilities and programs tailored for these demographics.

# RECOMMENDATIONS FOR IMPROVEMENT

## PROGRAM AWARENESS AND OUTREACH

Strengthen communication channels to improve community awareness of resources.

## ADDRESSING KEY COMMUNITY ISSUES

Advocate for affordable housing and enhanced mental health services.

Explore partnerships to tackle addiction and illegal drug use in the community.

## INCREASING COMMUNITY ENGAGEMENT

Develop initiatives to reduce social isolation and foster a sense of community.

Host events to encourage volunteerism and donations to local organizations.

## SUPPORTIVE SERVICES EXPANSION

Explore offering more wraparound services like childcare assistance, legal aid, and financial education.



# COMMUNITY FEEDBACK

We asked respondents, “Do you have any suggestions to help make Orangevale and Fair Oaks a better place to live, work, and play?” Their responses highlighted the following key areas and common themes:

## 1 COMMUNITY INFRASTRUCTURE AND TRANSPORTATION

### ■ Recurring Suggestions:

- Improve roads, repave streets, and add sidewalks (especially near schools and busy areas).
- Increase public transportation options and bus routes.
- Add bike paths and pedestrian lanes for safer and sustainable travel.

### ■ Takeaway:

- There is a strong demand for better infrastructure and sustainable transportation solutions to improve safety and mobility for residents.



## 2 ADDRESSING HOMELESSNESS AND MENTAL HEALTH



### ■ Recurring Suggestions:

- Create resources for unhoused individuals, including shelters, mental health services, and tiny homes.
- Address drug and alcohol abuse to improve community safety.
- Partner with organizations to provide targeted support for the homeless.

### ■ Takeaway:

- Homelessness and mental health are significant concerns, and the community seeks proactive solutions to provide shelter, services, and rehabilitation.


## 3 RECREATION, PARKS, AND PUBLIC SPACES

### ■ Recurring Suggestions:

- Build more parks, recreational facilities, and community spaces.
- Provide more activities for youth, teens, and middle-aged adults.
- Offer inclusive and accessible spaces for all community members.

### ■ Takeaway:

- Expanding and maintaining recreational spaces and programs would enhance the quality of life and create opportunities for social engagement.



# COMMUNITY FEEDBACK

We asked respondents, “Do you have any suggestions to help make Orangevale and Fair Oaks a better place to live, work, and play?” Their responses highlighted the following key areas and common themes:

## 4 ECONOMIC DEVELOPMENT & LOCAL BUSINESS SUPPORT

### ■ Recurring Suggestions:

- Attract diverse businesses, including higher-end restaurants and grocery stores.
- Revitalize downtown areas and dying strip malls to support local businesses.
- Provide financial support and training for small businesses and startups.

### ■ Takeaway:

- Economic growth and support for local businesses are essential to creating a vibrant and thriving community.



## 5 DIVERSITY, INCLUSION, AND COMMUNITY BUILDING



### ■ Recurring Suggestions:

- Promote inclusivity for LGBTQ+ individuals, minorities, and diverse communities.
- Create safe spaces and programs for marginalized groups.
- Foster community unity through events, volunteer opportunities, and mutual aid networks.

### ■ Takeaway:

- The community values diversity and seeks initiatives that promote inclusivity and unity while addressing social divides.


## 6 IMPROVED COMMUNICATION AND AWARENESS

### ■ Recurring Suggestions:

- Develop centralized resources for community events and services.
- Increase awareness of local opportunities, such as volunteering, activities, and educational programs.

### ■ Takeaway:

- Better communication and outreach can enhance community engagement and utilization of available resources.



# COMMUNITY FEEDBACK

We asked respondents, “Do you have any suggestions to help make Orangevale and Fair Oaks a better place to live, work, and play?” Their responses highlighted the following key areas and common themes:

## 7 SAFETY AND PUBLIC HEALTH

### ■ Recurring Suggestions:

- Increase law enforcement presence to address crime and improve safety.
- Provide mental health services and resources to support residents.
- Improve lighting and safety measures in public areas, such as parks and trails.

### ■ Takeaway:

- Public safety remains a top priority, with a focus on creating a secure environment for all residents.



## 8 YOUTH AND SENIOR ENGAGEMENT



### ■ Recurring Suggestions:

- Offer more youth-focused programs and recreational activities, including skate parks and non-team sports.
- Provide middle-of-the-day activities and programs for seniors.

### ■ Takeaway:

- Both youth and seniors are underserved demographics that would benefit from targeted programs and activities.

## 9 ENVIRONMENTAL SUSTAINABILITY

### ■ Recurring Suggestions:

- Promote green initiatives, such as community gardens, recycling programs, and environmental conservation projects.
- Enhance access to green spaces and trails.

### ■ Takeaway:

- Environmental initiatives are a growing priority for the community to foster sustainability and improve the quality of life.



# MOVING FORWARD



The Orangevale-Fair Oaks Community Foundation is committed to using the results of the 2024 Community Needs Assessment to ensure our programs and initiatives align with the evolving needs of our community

Using experience, expertise and the information collected in the assessment, OVFOCF will make data-informed decisions to align our organizational priorities and our resource deployment. We expect this information to guide our grant making, community outreach, and public education efforts.


Additionally, OVFOCF seeks to empower other organizations to do the same and hopes to make comprehensive local data available to the public in 2025.

It is our goal to regularly convene local leaders who are already working to address the community's reported priorities to promote collaborative work. This may include connecting regional and state leaders to local experts who are well-informed on the needs related to the top-reported issue areas.

From the beginning of this process, our board has hoped to use the information gathered to help inform our strategic planning for the next five years, potentially inspiring special projects or initiatives that target top-reported needs. While OVFOCF continues to explore options for new initiatives, we invite others to support the good work already happening to address those needs.

*Orangevale-Fair Oaks  
Community Foundation  
Staff & Board*

# ADDITIONAL RESOURCES



More resources and information available at [www.ovfocf.org](http://www.ovfocf.org).

# ACKNOWLEDGEMENTS

Thank you to our Board members Danielle Mendoza Buffalino and Dave Carlsen for their guidance and support during Phase 1 and 2 of the assessment process.


Thank you to our Community Leaders, Volunteers, and Staff for their dedication in spreading the word about the survey and assisting in the collection of responses.

Thank you to the OVFOCF Board of Directors for their guidance and oversight throughout the 2024 Community Needs Assessment and their commitment to providing data-informed community leadership.

Special thanks to the countless community members who participated in and supported the 2024 Community Needs Assessment.



[WWW.OVFOCF.ORG](http://WWW.OVFOCF.ORG)



📞 916-238-8868

✉ info@ovfocf.org

🌐 www.ovfocf.org